

Introduction to Information Retrieval

<http://informationretrieval.org>

IIR 9: Relevance Feedback & Query Expansion

Hinrich Schütze

Center for Information and Language Processing, University of Munich

2014-05-14

Overview

- 1 Recap
- 2 Motivation
- 3 Relevance feedback: Basics
- 4 Relevance feedback: Details
- 5 Query expansion

Outline

- 1 Recap
- 2 Motivation
- 3 Relevance feedback: Basics
- 4 Relevance feedback: Details
- 5 Query expansion

Relevance

- We will evaluate the quality of an information retrieval system and, in particular, its ranking algorithm with respect to **relevance**.
- A document is relevant if it gives the user the information she was looking for.
- To evaluate relevance, we need an **evaluation benchmark** with three elements:
 - A benchmark document collection
 - A benchmark suite of queries
 - An assessment of the relevance of each query-document pair

Relevance: query vs. information need

- The notion of “relevance to the query” is very problematic.
- **Information need i** : You are looking for information on whether drinking red wine is more effective at reducing your risk of heart attacks than white wine.
- **Query q** : WINE AND RED AND WHITE AND HEART AND ATTACK
- Consider document d' : *He then launched into the heart of his speech and attacked the wine industry lobby for downplaying the role of red and white wine in drunk driving.*
- d' is relevant to the query q , but d' is **not** relevant to the information need i .
- User happiness/satisfaction (i.e., how well our ranking algorithm works) can only be measured **by relevance to information needs, not by relevance to queries.**

Precision and recall

- Precision (P) is the fraction of retrieved documents that are relevant

$$\text{Precision} = \frac{\#(\text{relevant items retrieved})}{\#(\text{retrieved items})} = P(\text{relevant}|\text{retrieved})$$

- Recall (R) is the fraction of relevant documents that are retrieved

$$\text{Recall} = \frac{\#(\text{relevant items retrieved})}{\#(\text{relevant items})} = P(\text{retrieved}|\text{relevant})$$

A combined measure: F

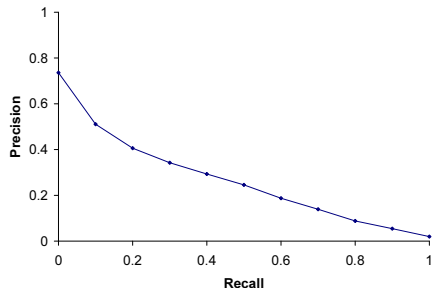
- F allows us to trade off precision against recall.

- Balanced F :

$$F_1 = \frac{2PR}{P + R}$$

- This is a kind of soft minimum of precision and recall.

Averaged 11-point precision/recall graph



- This curve is typical of performance levels for the TREC benchmark.
- 70% chance of getting the first document right (roughly)
- When we want to look at at least 50% of all relevant documents, then for each relevant document we find, we will have to look at about two nonrelevant documents.
- That's not very good.
- High-recall retrieval is an unsolved problem.

Google dynamic summaries for [vegetarian diet running]

[No Meat Athlete | Vegetarian Running and Fitness](#)

www.nomeatathlete.com/ ▾

Vegetarian Running and Fitness. ... (Oh, and did I mention Rich did it all on a plant-based **diet**?) In this episode of No Meat Athlete Radio, Doug and I had the ...
Vegetarian Recipes for Athletes - Vegetarian Shirts - How to Run Long - About

[Running on a vegetarian diet – Top tips | Freedom2Train Blog](#)

www.freedom2train.com/blog/?p=4 ▾

Nov 8, 2012 – In this article we look to tackle the issues faced by long distance runners on a **vegetarian diet**. By its very nature, a **vegetarian diet** can lead to ...

[HowStuffWorks "5 Nutrition Tips for Vegetarian Runners"](#)

www.howstuffworks.com/.../running/.../5-nutrition-tips-for-vegetarian-r... ▾

Even without meat, you can get enough fuel to keep on **running**. Stockbyte/Thinkstock ... Unfortunately, a **vegetarian diet** is not a panacea for runners. It could, for ...

[Nutrition Guide for Vegetarian and Vegan Runners - The Running Bug](#)

therunningbug.co.uk/.../nutrition-guide-for-vegetarian-and-vegan-runne... ▾

Feb 28, 2012 – The **Running Bug**'s guide to nutrition for vegetarian and vegan ... different types of **vegetarian diet** ranging from lacto-ovo-vegetarians who eat ...

[Vegetarian Runner](#)

www.vegetarianrunner.com/ ▾

Vegetarian Runner - A resource center for vegetarianism and **running** and how to make sure you have proper nutrition as an athlete with a **vegetarian diet**.

Take-away today

- **Interactive relevance feedback:** improve initial retrieval results by telling the IR system which docs are relevant / nonrelevant
- Best known relevance feedback method: **Rocchio feedback**
- **Query expansion:** improve retrieval results by adding synonyms / related terms to the query
 - **Sources for related terms:** Manual thesauri, automatic thesauri, query logs

Overview

- 1 Recap
- 2 Motivation
- 3 Relevance feedback: Basics
- 4 Relevance feedback: Details
- 5 Query expansion

Outline

- 1 Recap
- 2 Motivation**
- 3 Relevance feedback: Basics
- 4 Relevance feedback: Details
- 5 Query expansion

How can we improve recall in search?

- Main topic today: two ways of improving recall: relevance feedback and query expansion
- As an example consider query q : [aircraft] ...
- ... and document d containing “plane”, but not containing “aircraft”
- A simple IR system will not return d for q .
- Even if d is the most relevant document for q !
- We want to change this:
 - Return relevant documents even if there is no term match with the (original) query

Recall

- Loose definition of recall in this lecture: “increasing the number of relevant documents returned to user”
- This may actually decrease recall on some measures, e.g., when expanding “jaguar” to “jaguar AND panthera”
 - . . . which eliminates some relevant documents, but increases relevant documents returned on top pages

Options for improving recall

- Local: Do a “local”, on-demand analysis for a user query
 - Main local method: [relevance feedback](#)
 - Part 1
- Global: Do a global analysis once (e.g., of collection) to produce [thesaurus](#)
 - Use thesaurus for [query expansion](#)
 - Part 2

Google used to expose query expansion in UI

- *~flights -flight*
- *~dogs -dog*
- no longer available:
<http://searchenginewatch.com/article/2277383/Google-Ki>

Outline

- 1 Recap
- 2 Motivation
- 3 Relevance feedback: Basics**
- 4 Relevance feedback: Details
- 5 Query expansion

Relevance feedback: Basic idea

- The user issues a (short, simple) query.
- The search engine returns a set of documents.
- User marks some docs as relevant, some as nonrelevant.
- Search engine computes a new representation of the information need. Hope: better than the initial query.
- Search engine runs new query and returns new results.
- New results have (hopefully) better recall.
- We will use the term **ad hoc retrieval** to refer to regular retrieval without relevance feedback.

Relevance feedback: Examples













- We will now look at three different examples of relevance feedback that highlight different aspects of the process.

Relevance Feedback: Example 1















Results for initial query

Browse Search Prev Next Random













					
(144473, 16458)	(144457, 252140)	(144456, 262857)	(144456, 262863)	(144457, 252134)	(144483, 265154)
0.0	0.0	0.0	0.0	0.0	0.0
0.0	0.0	0.0	0.0	0.0	0.0
0.0	0.0	0.0	0.0	0.0	0.0
					
(144483, 264644)	(144483, 265153)	(144518, 257752)	(144538, 525937)	(144456, 249611)	(144456, 250064)
0.0	0.0	0.0	0.0	0.0	0.0
0.0	0.0	0.0	0.0	0.0	0.0
0.0	0.0	0.0	0.0	0.0	0.0

User feedback: Select what is relevant

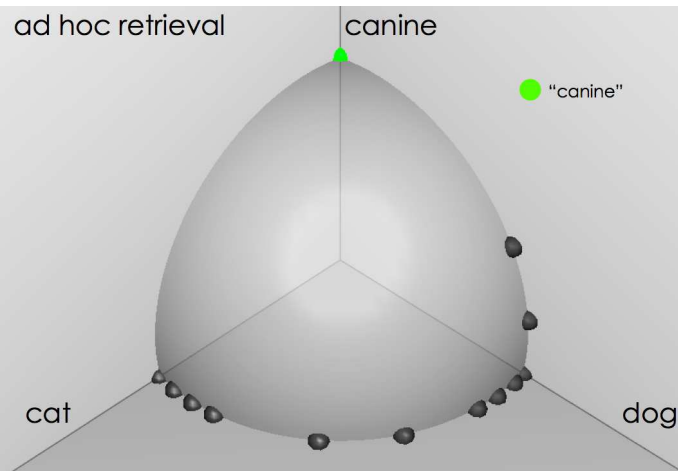
Interface for user feedback on image relevance. The interface includes navigation buttons: Browse, Search, Prev, Next, and Random.

					
(144473, 16458)	(144457, 252140)	(144456, 262857)	(144456, 262863)	(144457, 252134)	(144483, 265154)
0.0	0.0	0.0	0.0	0.0	0.0
0.0	0.0	0.0	0.0	0.0	0.0
0.0	0.0	0.0	0.0	0.0	0.0
					
(144483, 264644)	(144483, 265153)	(144518, 257752)	(144539, 525937)	(144456, 249611)	(144456, 250064)
0.0	0.0	0.0	0.0	0.0	0.0
0.0	0.0	0.0	0.0	0.0	0.0
0.0	0.0	0.0	0.0	0.0	0.0

Results after relevance feedback

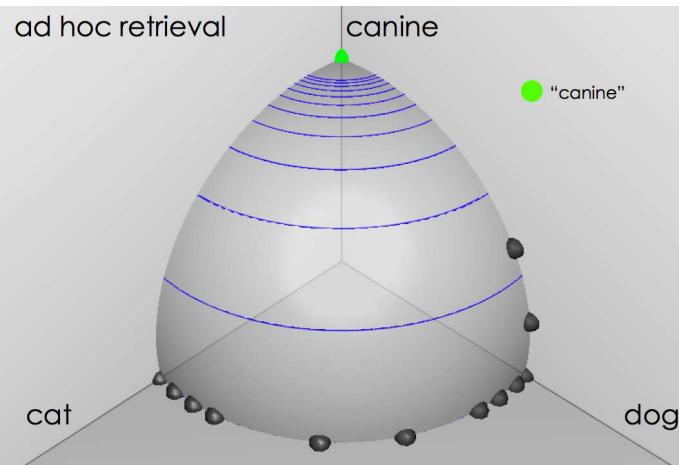
Browse						Search						Prev						Next						Random					
																													
(144538, 523493) 0.54182 0.231944 0.309876	(144538, 523835) 0.56319296 0.267304 0.295889	(144538, 523529) 0.584279 0.280881 0.303398	(144456, 253509) 0.64501 0.351395 0.293615	(144456, 253568) 0.650275 0.411745 0.23853	(144538, 523799) 0.66709197 0.358033 0.309039																								
																													
(144473, 16249) 0.6721 0.393922 0.278178	(144456, 249634) 0.675018 0.4639 0.211118	(144456, 253693) 0.670901 0.47645 0.200451	(144473, 16328) 0.700339 0.309002 0.391337	(144483, 265264) 0.70170796 0.36176 0.339948	(144478, 512410) 0.70297 0.469111 0.233839																								

Vector space example: query “canine” (1)



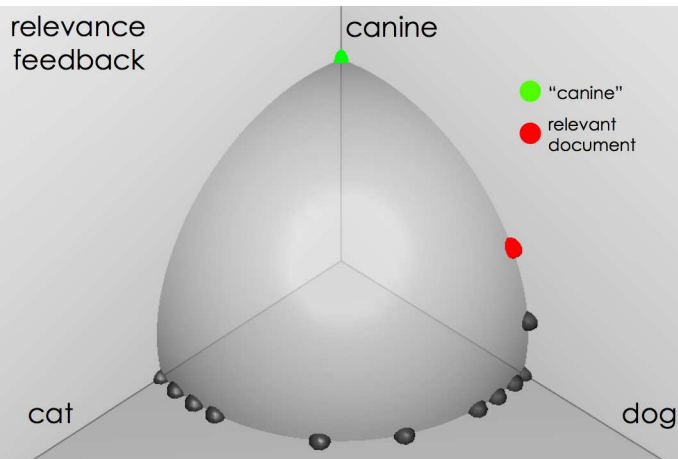
source:
Fernando Díaz

Similarity of docs to query "canine"



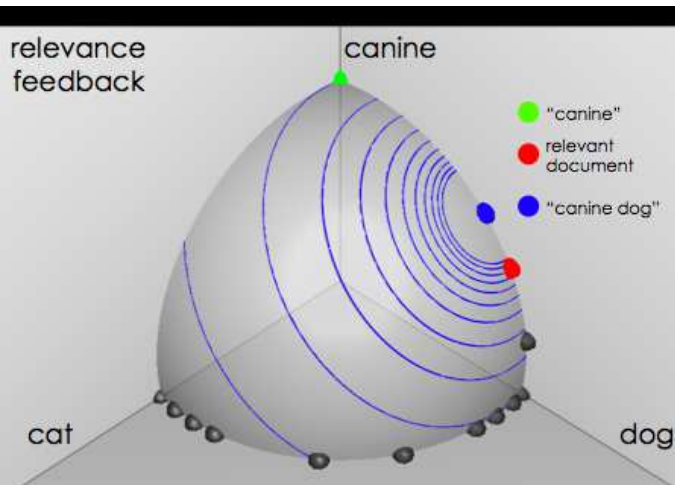
source:
Fernando Díaz

User feedback: Select relevant documents



source:
Fernando Díaz

Results after relevance feedback



source:
Fernando Díaz

Example 3: A real (non-image) example

Initial query:

[new space satellite applications] Results for initial query: (r = rank)

	r		
+	1	0.539	NASA Hasn't Scrapped Imaging Spectrometer
+	2	0.533	NASA Scratches Environment Gear From Satellite Plan
	3	0.528	Science Panel Backs NASA Satellite Plan, But Urges Launches of Smaller Probes
	4	0.526	A NASA Satellite Project Accomplishes Incredible Feat: Staying Within Budget
	5	0.525	Scientist Who Exposed Global Warming Proposes Satellites for Climate Research
	6	0.524	Report Provides Support for the Critics Of Using Big Satellites to Study Climate
	7	0.516	Arianespace Receives Satellite Launch Pact From Telesat Canada
+	8	0.509	Telecommunications Tale of Two Companies

User then marks relevant documents with “+”.

Expanded query after relevance feedback

2.074	new	15.106	space	
30.816	satellite	5.660	application	
5.991	nasa	5.196	eos	
4.196	launch	3.972	aster	
3.516	instrument	3.446	arianespace	Compare to original
3.004	bundespost	2.806	ss	
2.790	rocket	2.053	scientist	
2.003	broadcast	1.172	earth	
0.836	oil	0.646	measure	

query: [new space satellite applications]

Results for expanded query (old ranks in parens)

	<i>r</i>		
*	1 (2)	0.513	NASA Scratches Environment Gear From Satellite Plan
*	2 (1)	0.500	NASA Hasn't Scrapped Imaging Spectrometer
	3	0.493	When the Pentagon Launches a Secret Satellite, Space Sleuths Do Some Spy Work of Their Own
	4	0.493	NASA Uses 'Warm' Superconductors For Fast Circuit
*	5 (8)	0.492	Telecommunications Tale of Two Companies
	6	0.491	Soviets May Adapt Parts of SS-20 Missile For Commercial Use
	7	0.490	Gaping Gap: Pentagon Lags in Race To Match the Soviets In Rocket Launchers
	8	0.490	Rescue of Satellite By Space Agency To Cost \$90 Million

Outline

- 1 Recap
- 2 Motivation
- 3 Relevance feedback: Basics
- 4 Relevance feedback: Details
- 5 Query expansion

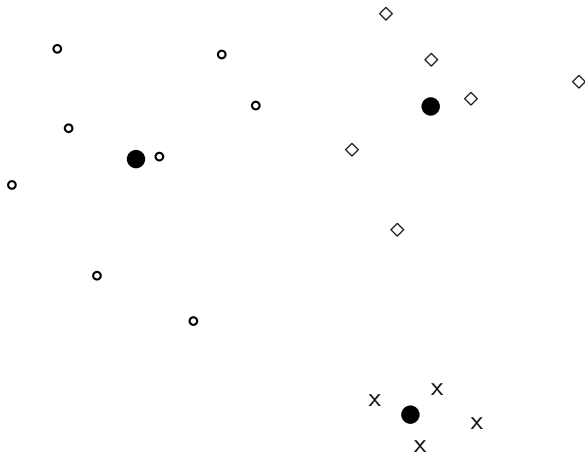
Key concept for relevance feedback: Centroid

- The centroid is the center of mass of a set of points.
- Recall that we represent documents as points in a high-dimensional space.
- Thus: we can compute centroids of documents.
- Definition:

$$\vec{\mu}(D) = \frac{1}{|D|} \sum_{d \in D} \vec{v}(d)$$

where D is a set of documents and $\vec{v}(d) = \vec{d}$ is the vector we use to represent document d .

Centroid: Examples



Rocchio algorithm

- The Rocchio algorithm implements relevance feedback in the vector space model.
- Rocchio chooses the query \vec{q}_{opt} that maximizes

$$\vec{q}_{opt} = \arg \max_{\vec{q}} [\text{sim}(\vec{q}, \mu(D_r)) - \text{sim}(\vec{q}, \mu(D_{nr}))]$$

D_r : set of relevant docs; D_{nr} : set of nonrelevant docs

- Intent: \vec{q}_{opt} is the vector that separates relevant and nonrelevant docs maximally.
- Making some additional assumptions, we can rewrite \vec{q}_{opt} as:

$$\vec{q}_{opt} = \mu(D_r) + [\mu(D_r) - \mu(D_{nr})]$$

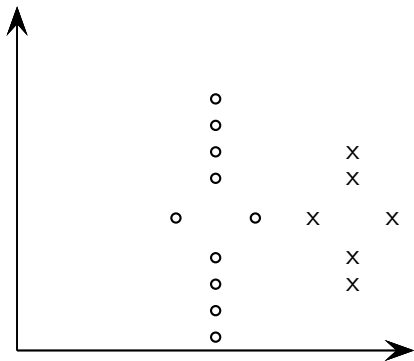
Rocchio algorithm

- The optimal query vector is:

$$\begin{aligned}\vec{q}_{opt} &= \mu(D_r) + [\mu(D_r) - \mu(D_{nr})] \\ &= \frac{1}{|D_r|} \sum_{\vec{d}_j \in D_r} \vec{d}_j + \left[\frac{1}{|D_r|} \sum_{\vec{d}_j \in D_r} \vec{d}_j - \frac{1}{|D_{nr}|} \sum_{\vec{d}_j \in D_{nr}} \vec{d}_j \right]\end{aligned}$$

- We move the centroid of the relevant documents by the difference between the two centroids.

Exercise: Compute Rocchio vector

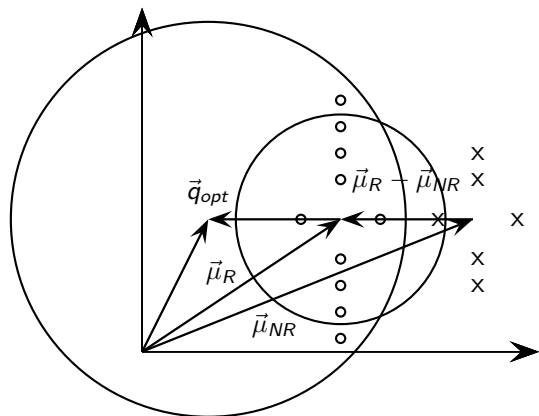


circles: relevant

documents, Xs: nonrelevant documents compute:

$$\vec{q}_{opt} = \mu(D_r) + [\mu(D_r) - \mu(D_{nr})]$$

Rocchio illustrated



circles: relevant documents, Xs: nonrelevant documents $\vec{\mu}_R$:
centroid of relevant documents $\vec{\mu}_R$ does not separate
relevant/nonrelevant. $\vec{\mu}_{NR}$: centroid of nonrelevant documents
 $\vec{\mu}_R - \vec{\mu}_{NR}$: difference vector Add difference vector to $\vec{\mu}_R$ to
get \vec{q}_{opt} \vec{q}_{opt} separates relevant/nonrelevant perfectly.

Terminology

- So far, we have used the name Rocchio for the theoretically better motivated original version of Rocchio.
- The implementation that is actually used in most cases is the SMART implementation – this SMART version of Rocchio is what we will refer to from now on.

Rocchio 1971 algorithm (SMART)

- Used in practice:

$$\begin{aligned}\vec{q}_m &= \alpha \vec{q}_0 + \beta \mu(D_r) - \gamma \mu(D_{nr}) \\ &= \alpha \vec{q}_0 + \beta \frac{1}{|D_r|} \sum_{\vec{d}_j \in D_r} \vec{d}_j - \gamma \frac{1}{|D_{nr}|} \sum_{\vec{d}_j \in D_{nr}} \vec{d}_j\end{aligned}$$

q_m : modified query vector; q_0 : original query vector; D_r and D_{nr} : sets of known relevant and nonrelevant documents respectively; α , β , and γ : weights

- New query moves towards relevant documents and away from nonrelevant documents.
- Tradeoff α vs. β/γ : If we have a lot of judged documents, we want a higher β/γ .
- Set negative term weights to 0.
- “Negative weight” for a term doesn’t make sense in the vector space model.

Positive vs. negative relevance feedback

- Positive feedback is more valuable than negative feedback.
- For example, set $\beta = 0.75$, $\gamma = 0.25$ to give higher weight to positive feedback.
- Many systems only allow positive feedback.

Relevance feedback: Assumptions

- When can relevance feedback enhance recall?
- Assumption A1: The user knows the terms in the collection well enough for an initial query.
- Assumption A2: Relevant documents contain similar terms (so I can “hop” from one relevant document to a different one when giving relevance feedback).

Violation of A1

- Assumption A1: The user knows the terms in the collection well enough for an initial query.
- Violation: Mismatch of searcher's vocabulary and collection vocabulary
- Example: cosmonaut / astronaut

Violation of A2

- Assumption A2: Relevant documents are similar.
- Example for violation: [contradictory government policies]
- Several unrelated “prototypes”
 - Subsidies for tobacco farmers vs. anti-smoking campaigns
 - Aid for developing countries vs. high tariffs on imports from developing countries
- Relevance feedback on tobacco docs will not help with finding docs on developing countries.

Relevance feedback: Assumptions

- When can relevance feedback enhance recall?
- Assumption A1: The user knows the terms in the collection well enough for an initial query.
- Assumption A2: Relevant documents contain similar terms (so I can “hop” from one relevant document to a different one when giving relevance feedback).

Relevance feedback: Evaluation

- Pick an evaluation measure, e.g., precision in top 10: $P@10$
- Compute $P@10$ for original query q_0
- Compute $P@10$ for modified relevance feedback query q_1
- In most cases: q_1 is spectacularly better than q_0 !
- Is this a fair evaluation?

Relevance feedback: Evaluation

- Fair evaluation must be on “residual” collection: docs not yet judged by user.
- Studies have shown that relevance feedback is successful when evaluated this way.
- Empirically, one round of relevance feedback is often very useful. Two rounds are marginally useful.

Evaluation: Caveat

- True evaluation of usefulness must compare to other methods taking **the same amount of time**.
- Alternative to relevance feedback: User revises and resubmits query.
- Users may prefer revision/resubmission to having to judge relevance of documents.
- There is no clear evidence that relevance feedback is the “best use” of the user’s time.

Exercise

- Do search engines use relevance feedback?
- Why?

Relevance feedback: Problems

- Relevance feedback is expensive.
 - Relevance feedback creates long modified queries.
 - Long queries are expensive to process.
- Users are reluctant to provide explicit feedback.
- It's often hard to understand why a particular document was retrieved after applying relevance feedback.
- The search engine Excite had full relevance feedback at one point, but abandoned it later.

Pseudo-relevance feedback

- Pseudo-relevance feedback automates the “manual” part of true relevance feedback.
- Pseudo-relevance feedback algorithm:
 - Retrieve a ranked list of hits for the user’s query
 - Assume that the top k documents are relevant.
 - Do relevance feedback (e.g., Rocchio)
- Works very well on average
- But can go horribly wrong for some queries.
 - Because of query drift
 - If you do several iterations of pseudo-relevance feedback, then you will get query drift for a large proportion of queries.

Pseudo-relevance feedback at TREC4

- Cornell SMART system
- Results show number of relevant documents out of top 100 for 50 queries (so total number of documents is 5000):

method	number of relevant documents
Inc.ltc	3210
Inc.ltc-PsRF	3634
Lnu.ltu	3709
Lnu.ltu-PsRF	4350

- Results contrast two length normalization schemes (L vs. I) and pseudo-relevance feedback (PsRF).
- The pseudo-relevance feedback method used added only 20 terms to the query. (Rocchio will add many more.)
- This demonstrates that pseudo-relevance feedback is effective on average.

Outline

- 1 Recap
- 2 Motivation
- 3 Relevance feedback: Basics
- 4 Relevance feedback: Details
- 5 Query expansion

Query expansion: Example

YAHOO! SEARCH

Web | Images | Video | Audio | Directory | Local | News | Shopping | More »

palm

[Answers](#) | [My Web](#) | [Search Services](#) | [Advanced Search](#) | [Preferences](#)

Search Results 1 - 10 of about 160,000,000 for **palm** - 0.07 sec. ([About this page](#))

Also try: [palm springs](#), [palm pilot](#), [palm trees](#), [palm reading](#) [More...](#)

SPONSOR RESULTS

- [Official Palm Store](#)
[store.palm.com](#) Free shipping on all handhelds and more at the official **Palm** store.
- [Palms Hotel - Best Rate Guarantee](#)
[www.vegas.com](#) Book the **Palms** Hotel Casino with our best rate guarantee at VEGAS.com, the official Vegas travel site.

Y! [Palm Pilots - Palm Downloads](#)
Yahoo! Shortcut - [About](#)

1. [Palm, Inc.](#) 
Maker of handheld PDA devices that allow mobile users to manage schedules, contacts, and other personal and business information.
Category: [B2B](#) > [Personal Digital Assistants \(PDAs\)](#)
[www.palm.com](#) - 20k - [Cached](#) - [More from this site](#) - [Save](#)

SPONSOR RESULTS

[Palm Memory](#)
Memory Giant is fast and easy.
Guaranteed compatible memory.
Great...
[www.memorygiant.com](#)

[The Palms, Turks and Caicos Islands](#)
Resort/Condo photos, rates, availability and reservations....
[www.worldwidereservationsystems.c](#)

[The Palms Casino Resort, Las Vegas](#)
Low price guarantee at the **Palms** Casino resort in Las Vegas. Book...
[lasvegas.hotelscorp.com](#)

Types of user feedback

- User gives feedback on **documents**.
 - More common in relevance feedback
- User gives feedback on **words** or **phrases**.
 - More common in query expansion

Query expansion

- Query expansion is another method for **increasing recall**.
- We use “global query expansion” to refer to “global methods for query reformulation”.
- In global query expansion, the query is modified based on some global resource, i.e. a resource that is not query-dependent.
- Main information we use: (near-)synonymy

“Global” resources used for query expansion

- A publication or database that collects (near-)synonyms is called a [thesaurus](#).
- Manual thesaurus (maintained by editors, e.g., PubMed)
- Automatically derived thesaurus (e.g., based on co-occurrence statistics)
- Query-equivalence based on query log mining (common on the web as in the “palm” example)

Thesaurus-based query expansion

- For each term t in the query, expand the query with words the thesaurus lists as semantically related with t .
- Example from earlier: HOSPITAL \rightarrow MEDICAL
- Generally increases recall
- May significantly decrease precision, particularly with ambiguous terms
 - INTEREST RATE \rightarrow INTEREST RATE FASCINATE
- Widely used in specialized search engines for science and engineering
- It's very expensive to create a manual thesaurus and to maintain it over time.

Example for manual thesaurus: PubMed

The screenshot displays the PubMed search interface. At the top left is the NCBI logo. In the center is the PubMed logo. On the top right is the National Library of Medicine (NLM) logo. Below the logos is a navigation bar with tabs for PubMed, Nucleotide, Protein, Genome, Structure, PopSet, and Taxonomy. The search bar contains the text "Search PubMed" and a dropdown menu set to "PubMed". The search term "cancer" is entered in the search box, with "Go" and "Clear" buttons to its right. Below the search bar are links for "Limits", "Preview/Index", "History", "Clipboard", and "Details". On the left side, there is a vertical menu with links for "About Entrez", "Text Version", "Entrez PubMed Overview", "Help | FAQ", "Tutorial", "New/Noteworthy", "E-Utilities", "PubMed Services", "Journals Database", "MeSH Browser", and "Single Citation". The main content area shows the "PubMed Query:" section with the following query: `("neoplasms"[MeSH Terms] OR cancer[Text Word])`. At the bottom of the query box are "Search" and "URL" buttons.

Automatic thesaurus generation

- Attempt to generate a thesaurus automatically by analyzing the distribution of words in documents
- Fundamental notion: similarity between two words
- Definition 1: Two words are **similar if they co-occur with similar words**.
 - “car” \approx “motorcycle” because both occur with “road”, “gas” and “license”, so they must be similar.
- Definition 2: Two words are **similar if they occur in a given grammatical relation with the same words**.
 - You can harvest, peel, eat, prepare, etc. apples and pears, so apples and pears must be similar.
- Co-occurrence is more robust, grammatical relations are more accurate.

Co-occurrence-based thesaurus: Examples

Word	Nearest neighbors
absolutely	absurd whatsoever totally exactly nothing
bottomed	dip copper drops topped slide trimmed
captivating	shimmer stunningly superbly plucky witty
doghouse	dog porch crawling beside downstairs
makeup	repellent lotion glossy sunscreen skin gel
mediating	reconciliation negotiate case conciliation
keeping	hoping bring wiping could some would
lithographs	drawings Picasso Dali sculptures Gauguin
pathogens	toxins bacteria organisms bacterial parasite
senses	grasp psyche truly clumsy naive innate

WordSpace demo on web

Query expansion at search engines

- Main source of query expansion at search engines: query logs
- Example 1: After issuing the query [herbs], users frequently search for [herbal remedies].
 - → “herbal remedies” is potential expansion of “herb”.
- Example 2: Users searching for [flower pix] frequently click on the URL photobucket.com/flower. Users searching for [flower clipart] frequently click on the [same URL](http://photobucket.com/flower).
 - → “flower clipart” and “flower pix” are potential expansions of each other.

Take-away today

- **Interactive relevance feedback:** improve initial retrieval results by telling the IR system which docs are relevant / nonrelevant
- Best known relevance feedback method: **Rocchio feedback**
- **Query expansion:** improve retrieval results by adding synonyms / related terms to the query
 - **Sources for related terms:** Manual thesauri, automatic thesauri, query logs

Resources

- Chapter 9 of IIR
- Resources at <http://cis1mu.org>
 - Salton and Buckley 1990 (original relevance feedback paper)
 - Spink, Jansen, Ozmultu 2000: Relevance feedback at Excite
 - Justin Bieber: related searches fail
 - Word Space
 - Schütze 1998: Automatic word sense discrimination (describes a simple method for automatic thesaurus generation)