

Statistical Machine Translation

Part II: Word Alignments and EM

Alexander Fraser

Institute for Natural Language Processing
University of Stuttgart

2011.11.11 (modified!) Seminar: Statistical MT

Where we have been


- Parallel corpora
- Sentence alignment
- Overview of statistical machine translation
 - Start with parallel corpus
 - Sentence align it
 - Build SMT system
 - Parameter estimation
 - Given new text, decode
- Human evaluation & BLEU

Where we are going

- Start with sentence aligned parallel corpus
- Estimate parameters
 - Word alignment
 - Build phrase-based SMT model
- Given new text, translate it!
 - Decoding

Word Alignments

- Recall that we build translation models from word-aligned parallel sentences
 - The statistics involved in state of the art SMT decoding models are simple
 - Just count translations in the word-aligned parallel sentences
- But what is a word alignment, and how do we obtain it?




- Word alignment is annotation of minimal translational correspondences

- Annotated in the context in which they occur

- Not idealized translations!

(solid blue lines annotated by a bilingual expert)

20



- Automatic word alignments are typically generated using a model called IBM Model 4

- No linguistic knowledge

- No correct alignments are supplied to the system

- **Unsupervised learning**

(red dashed line = automatically generated hypothesis)

Uses of Word Alignment

- Multilingual
 - **Machine Translation**
 - Cross-Lingual Information Retrieval
 - Translingual Coding (Annotation Projection)
 - Document/Sentence Alignment
 - Extraction of Parallel Sentences from Comparable Corpora
- Monolingual
 - Paraphrasing
 - Query Expansion for Monolingual Information Retrieval
 - Summarization
 - Grammar Induction

Outline

- Measuring alignment quality
- Types of alignments
- IBM Model 1
 - Training IBM Model 1 with Expectation Maximization
- IBM Models 3 and 4
 - Approximate Expectation Maximization
- Heuristics for high quality alignments from the IBM models

How to measure alignment quality?

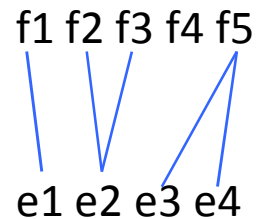
- If we want to compare two word alignment algorithms, we can generate a word alignment with each algorithm for fixed training data
 - Then build an SMT system from each alignment
 - Compare performance of the SMT systems using BLEU
- But this is slow, building SMT systems can take days of computation
 - Question: Can we have an automatic metric like BLEU, but for alignment?
 - Answer: yes, by comparing with gold standard alignments

Measuring Precision and Recall

- **Precision** is percentage of links in hypothesis that are correct
 - If we hypothesize there are no links, have 100% precision
- **Recall** is percentage of correct links we hypothesized
 - If we hypothesize all possible links, have 100% recall

F_α -score

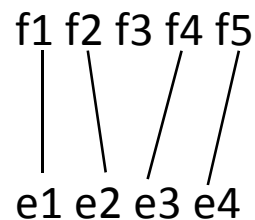
Gold



$$\text{Precision}(A, S) = \frac{|S \cap A|}{|A|} = \frac{3}{4} \quad \begin{array}{l} (e3, f4) \\ \text{wrong} \end{array}$$

$$\text{Recall}(A, S) = \frac{|S \cap A|}{|S|} = \frac{3}{5} \quad \begin{array}{l} (e2, f3) \\ (e3, f5) \\ \text{not in hyp} \end{array}$$

Hypothesis



$$F(A, S, \alpha) = \frac{1}{\frac{\alpha}{\text{Precision}(A, S)} + \frac{1-\alpha}{\text{Recall}(A, S)}}$$

Called F_α -score to differentiate from ambiguous term F-Measure

- Alpha allows trade-off between precision and recall
- But alpha must be set correctly for the task!
- Alpha between 0.1 and 0.4 works well for SMT
 - Biased towards recall

Lexical translation

- How to translate a word → look up in dictionary

Haus — *house, building, home, household, shell.*

- *Multiple translations*

- some more frequent than others
- for instance: *house*, and *building* most common
- special cases: *Haus* of a *snail* is its *shell*

- Note: During all the lectures, we will translate from a foreign language into English

Collect statistics

- Look at a *parallel corpus* (German text along with English translation)

Translation of <i>Haus</i>	Count
<i>house</i>	8,000
<i>building</i>	1,600
<i>home</i>	200
<i>household</i>	150
<i>shell</i>	50

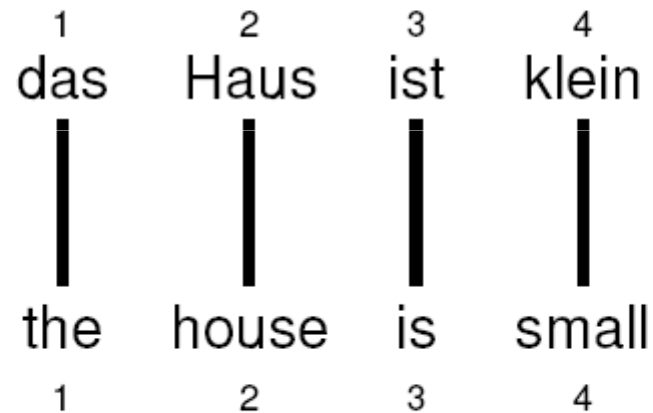
Estimate translation probabilities

- *Maximum likelihood estimation*

$$p_f(e) = \begin{cases} 0.8 & \text{if } e = \textit{house}, \\ 0.16 & \text{if } e = \textit{building}, \\ 0.02 & \text{if } e = \textit{home}, \\ 0.015 & \text{if } e = \textit{household}, \\ 0.005 & \text{if } e = \textit{shell}. \end{cases}$$

Alignment

- In a parallel text (or when we translate), we **align** words in one language with the words in the other



- Word *positions* are numbered 1–4

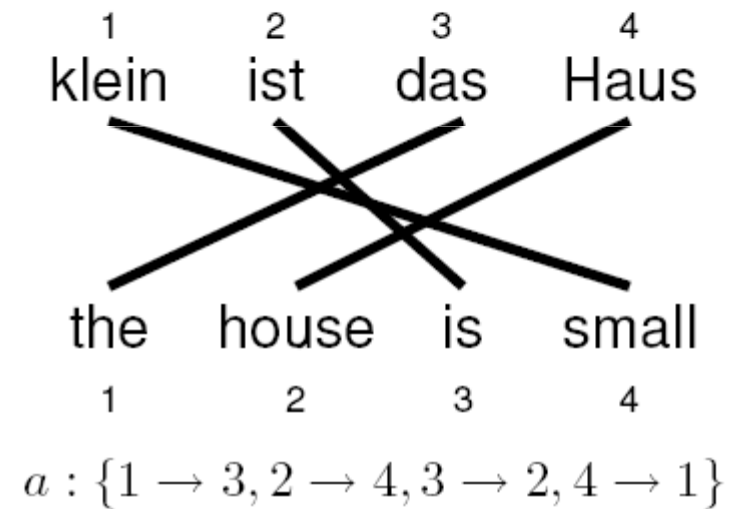
Alignment function

- Formalizing *alignment* with an **alignment function**
- Mapping an English target word at position i to a German source word at position j with a function $a : i \rightarrow j$
- Example

$$a : \{1 \rightarrow 1, 2 \rightarrow 2, 3 \rightarrow 3, 4 \rightarrow 4\}$$

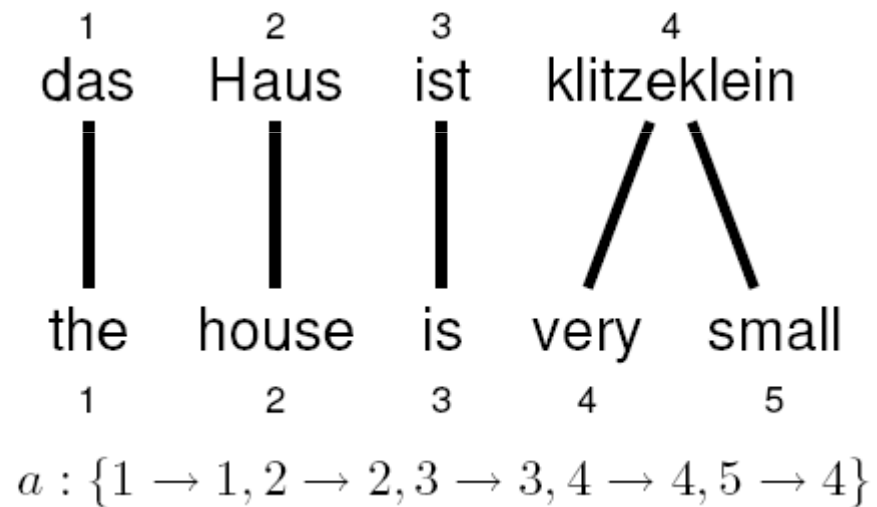
Reordering

- Words may be **reordered** during translation



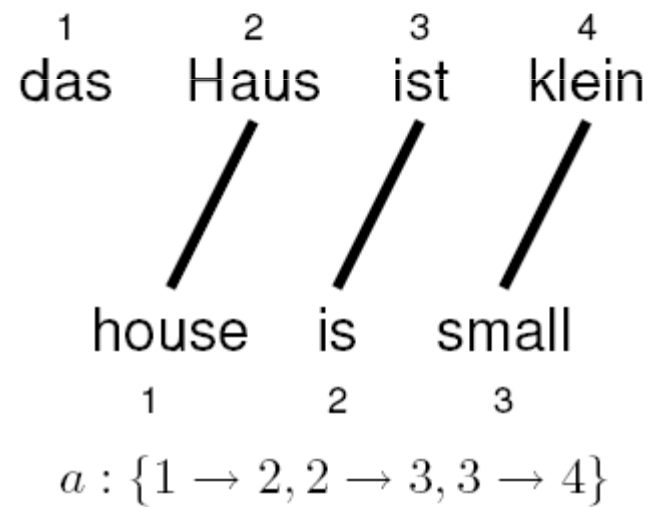
One-to-many translation

- A source word may translate into **multiple** target words



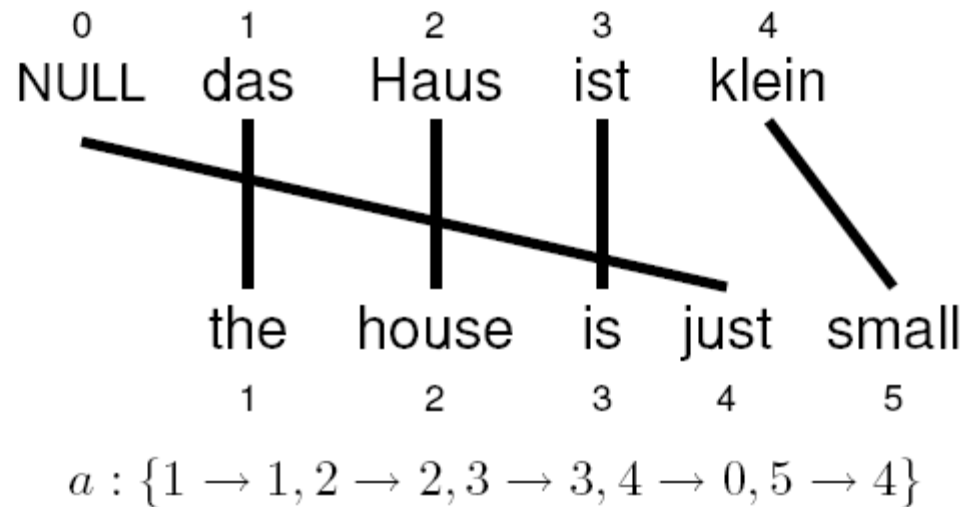
Dropping words

- Words may be **dropped** when translated
 - The German article *das* is dropped



Inserting words

- Words may be **added** during translation
 - The English *just* does not have an equivalent in German
 - We still need to map it to something: special NULL token



Last word on alignment functions

- Alignments functions are nice because they are a simple representation of the alignment graph
- However, they are strangely asymmetric
 - There is a NULL word on the German side (to explain where unlinked English words came from)
 - But no NULL word on the English side (some German words simply don't generate anything)
 - Very important: alignment functions do not allow us to represent two or more German words being linked to one English word!
 - But we will deal with this later...
- Now let's talk about models

Generative Word Alignment Models

- We observe a pair of parallel sentences (e,f)
- We would like to know the highest probability alignment **a** for (e,f)
- **Generative** models are models that follow a series of steps
 - We will pretend that e has been generated from f
 - The sequence of steps to do this is encoded in the alignment **a**
 - A generative model associates a probability $p(e,a | f)$ to each alignment
 - In words, this is the probability of generating the alignment **a** and the English sentence e, given the foreign sentence f

IBM Model 1

A simple generative model, start with:

- foreign sentence f
- a lexical mapping distribution
 $t(\text{EnglishWord} | \text{ForeignWord})$

How to generate an English sentence e from f :

1. Pick a length for the English sentence at random
2. Pick an alignment function at random
3. For each English position generate an English word by looking up the aligned ForeignWord in the alignment function, and choose an English word using t

IBM Model 1

- *Generative model*: break up translation process into smaller steps
 - **IBM Model 1** only uses *lexical translation*
- Translation probability
 - for a foreign sentence $\mathbf{f} = (f_1, \dots, f_{l_f})$ of length l_f
 - to an English sentence $\mathbf{e} = (e_1, \dots, e_{l_e})$ of length l_e
 - with an alignment of each English word e_j to a foreign word f_i according to the alignment function $a : j \rightarrow i$

$$p(\mathbf{e}, a | \mathbf{f}) = \frac{\epsilon}{(l_f + 1)^{l_e}} \prod_{j=1}^{l_e} t(e_j | f_{a(j)})$$

- parameter ϵ is a *normalization constant*

Example

<i>das</i>	
<i>e</i>	$t(e f)$
<i>the</i>	0.7
<i>that</i>	0.15
<i>which</i>	0.075
<i>who</i>	0.05
<i>this</i>	0.025

<i>Haus</i>	
<i>e</i>	$t(e f)$
<i>house</i>	0.8
<i>building</i>	0.16
<i>home</i>	0.02
<i>household</i>	0.015
<i>shell</i>	0.005

<i>ist</i>	
<i>e</i>	$t(e f)$
<i>is</i>	0.8
<i>'s</i>	0.16
<i>exists</i>	0.02
<i>has</i>	0.015
<i>are</i>	0.005

<i>klein</i>	
<i>e</i>	$t(e f)$
<i>small</i>	0.4
<i>little</i>	0.4
<i>short</i>	0.1
<i>minor</i>	0.06
<i>petty</i>	0.04

$$\begin{aligned}
 p(e,a|f) &= \frac{\epsilon}{5^4} \times t(\text{the}|\text{das}) \times t(\text{house}|\text{Haus}) \times t(\text{is}|\text{ist}) \times t(\text{small}|\text{klein}) \\
 &= \frac{\epsilon}{625} \times 0.7 \quad \times 0.8 \quad \times 0.8 \quad \times 0.4 \\
 &= 0.00029\epsilon
 \end{aligned}$$

Learning lexical translation models

- We would like to *estimate* the lexical translation probabilities $t(e|f)$ from a parallel corpus
- ... but we do not have the alignments
- **Chicken and egg problem**
 - if we had the *alignments*,
 - we could estimate the *parameters* of our generative model
 - if we had the *parameters*,
 - we could estimate the *alignments*

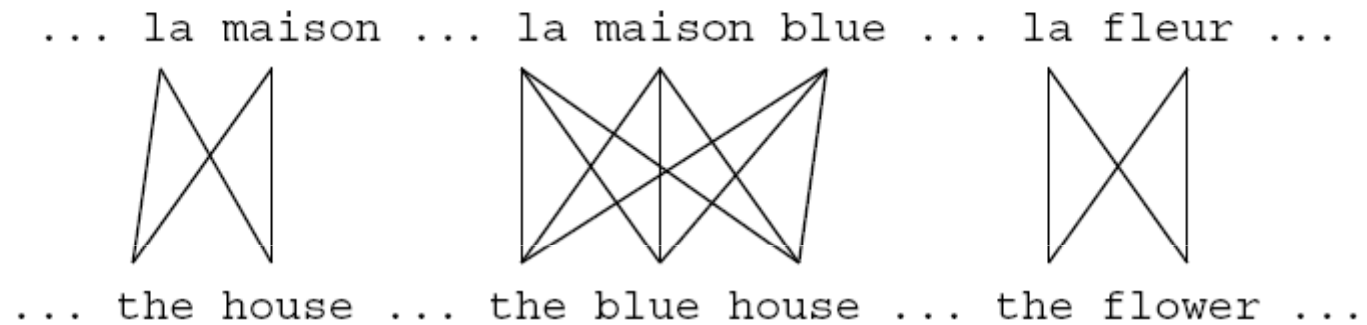
EM algorithm

- **Incomplete data**
 - if we had *complete data*, we could estimate *model*
 - if we had *model*, we could fill in the *gaps in the data*
- **Expectation Maximization (EM)** in a nutshell
 - initialize model parameters (e.g. uniform)
 - assign probabilities to the missing data
 - estimate model parameters from completed data
 - iterate

Unsupervised Training with EM


- Expectation Maximization (EM)
 - Unsupervised learning
 - Maximize the **likelihood** of the training data
 - **Likelihood** is (informally) the probability the model assigns to the training data (pairs of sentences)
 - E-Step: predict according to current parameters
 - M-Step: reestimate parameters from predictions
 - Amazing but true: if we iterate E and M steps, we **increase likelihood*!**
 - (*actually, we **do not decrease likelihood**)

EM algorithm




- Initial step: all alignments equally likely
- Model learns that, e.g., *la* is often aligned with *the*

EM algorithm



- After one iteration
- Alignments, e.g., between *la* and *the* are more likely

EM algorithm



- After another iteration
- It becomes apparent that alignments, e.g., between *fleur* and *flower* are more likely (**pigeon hole principle**)

EM algorithm

... la maison ... la maison bleu ... la fleur ...
/ | | X | |
... the house ... the blue house ... the flower ...

- Convergence
- Inherent hidden structure revealed by EM

EM algorithm

... la maison ... la maison bleu ... la fleur ...
/ | | X | |
... the house ... the blue house ... the flower ...



$p(\text{la}|\text{the}) = 0.453$
 $p(\text{le}|\text{the}) = 0.334$
 $p(\text{maison}|\text{house}) = 0.876$
 $p(\text{bleu}|\text{blue}) = 0.563$
...

- Parameter estimation from the aligned corpus

IBM Model 1 and EM

- EM Algorithm consists of two steps
- **Expectation-Step**: Apply model to the data
 - parts of the data are hidden (here: alignments)
 - using the model, assign probabilities to possible values
- **Maximization-Step**: Estimate model from data
 - take assign values as fact
 - collect counts (weighted by probabilities)
 - estimate model from counts
- Iterate these steps until **convergence**

IBM Model 1 and EM

- We need to be able to compute:
 - Expectation-Step: probability of alignments
 - Maximization-Step: count collection

We will work out an example for the sentence pair:

la maison

the house

in a few slides, but first, let's discuss EM further...

Implementing the Expectation-Step

- We are given the “t” parameters
- **For each sentence pair:**
- For every possible alignment of this sentence pair, simply work out the equation of Model 1
 - We will actually use the probability of every possible alignment (not just the best alignment!)
- We are interested in the “**posterior probability**” of each alignment
 - We sum the Model 1 alignment scores, over all alignments of a sentence pair
 - Then we will divide the alignment score of each alignment by this sum to obtain a normalized score
 - Note that this means we can ignore the left part of the Model 1 formula, because it is constant over all alignments of a fixed sentence pair
 - The resulting normalized score is the posterior probability of the alignment
 - Note that the sum over the alignments of a particular sentence pair is 1
- The **posterior probability** of each alignment of each sentence pair will be used in the Maximization-Step

Implementing the Maximization-Step

- For every alignment of every sentence pair we assign weighted counts to the translations indicated by the alignment
 - These counts are weighted by the posterior probability of the alignment
 - Example: if we have many different alignments of a particular sentence pair, and the first alignment has a posterior probability of 0.32, then we assign a “fractional count” of 0.32 to each of the links that occur in this alignment
- Then we collect these counts and sum them over the entire corpus, giving us a **list of fractional counts over the entire corpus**
 - These could, for example, look like: $c(\text{the} | \text{la}) = 8.0$, $c(\text{house} | \text{la}) = 0.1$, ...
- Finally we **normalize the counts to sum to 1** for the right hand side of each t parameter so that we have a conditional probability distribution
 - If the total counts for “la” on the right hand side = 10.0, then, in our example:
 - $p(\text{the} | \text{la}) = 8/10 = 0.80$
 - $p(\text{house} | \text{la}) = 0.1/10 = 0.01$
 - ...
- These normalized counts are our **new t parameters!**

- In the next slide, I will show how to get the fractional counts for our example sentence
 - We do not consider the NULL word
 - This is just to reduce the total number of alignments we have to consider
 - We assume we are somewhere in the middle of EM, not at the beginning of EM
 - This is only because having all t parameters being uniform would make the example difficult to understand
 - The variable z is the left part of the Model 1 formula
 - This term is the same for each alignment, so it cancels out when calculating the posterior!

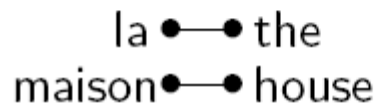
IBM Model 1 and EM

- **Probabilities**

$$p(\text{the}|\text{la}) = 0.7 \quad p(\text{house}|\text{la}) = 0.05$$

$$p(\text{the}|\text{maison}) = 0.1 \quad p(\text{house}|\text{maison}) = 0.8$$

- **Alignments**



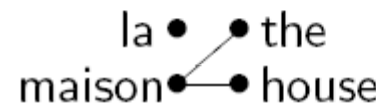
$$p(\mathbf{e}, \mathbf{a}|\mathbf{f}) = 0.56z$$

$$p(\mathbf{a}|\mathbf{e}, \mathbf{f}) = 0.824$$



$$p(\mathbf{e}, \mathbf{a}|\mathbf{f}) = 0.035z$$

$$p(\mathbf{a}|\mathbf{e}, \mathbf{f}) = 0.052$$



$$p(\mathbf{e}, \mathbf{a}|\mathbf{f}) = 0.08z$$

$$p(\mathbf{a}|\mathbf{e}, \mathbf{f}) = 0.118$$



$$p(\mathbf{e}, \mathbf{a}|\mathbf{f}) = 0.005z$$

$$p(\mathbf{a}|\mathbf{e}, \mathbf{f}) = 0.007$$

- **Counts**

$$c(\text{the}|\text{la}) = 0.824 + 0.052 \quad c(\text{house}|\text{la}) = 0.052 + 0.007$$

$$c(\text{the}|\text{maison}) = 0.118 + 0.007 \quad c(\text{house}|\text{maison}) = 0.824 + 0.118$$

More formal and faster implementatation: EM for Model 1

- If you understood the previous slide, you understand EM training of Model 1
- However, if you implement it this way, it will be **slow** because of the enumeration of all alignments
- The next slides show:
 1. A more mathematical presentation with the foreign NULL word included
 2. A trick which allows a very efficient (and incredibly simple!) implementation
 - We will be able to completely avoid enumerating alignments and directly obtain the counts we need!

IBM Model 1 and EM: Expectation Step

- We need to compute $p(a|\mathbf{e}, \mathbf{f})$
- Applying the *chain rule*:

$$p(a|\mathbf{e}, \mathbf{f}) = \frac{p(\mathbf{e}, a|\mathbf{f})}{p(\mathbf{e}|\mathbf{f})}$$

- We already have the formula for $p(\mathbf{e}, \mathbf{a}|\mathbf{f})$ (definition of Model 1)

IBM Model 1 and EM: Expectation Step

- We need to compute $p(\mathbf{e}|\mathbf{f})$

$$\begin{aligned} p(\mathbf{e}|\mathbf{f}) &= \sum_a p(\mathbf{e}, a|\mathbf{f}) \\ &= \sum_{a(1)=0}^{l_f} \dots \sum_{a(l_e)=0}^{l_f} p(\mathbf{e}, a|\mathbf{f}) \\ &= \sum_{a(1)=0}^{l_f} \dots \sum_{a(l_e)=0}^{l_f} \frac{\epsilon}{(l_f + 1)^{l_e}} \prod_{j=1}^{l_e} t(e_j|f_{a(j)}) \end{aligned}$$

IBM Model 1 and EM: Expectation Step

$$\begin{aligned} p(\mathbf{e}|\mathbf{f}) &= \sum_{a(1)=0}^{l_f} \dots \sum_{a(l_e)=0}^{l_f} \frac{\epsilon}{(l_f + 1)^{l_e}} \prod_{j=1}^{l_e} t(e_j | f_{a(j)}) \\ &= \frac{\epsilon}{(l_f + 1)^{l_e}} \sum_{a(1)=0}^{l_f} \dots \sum_{a(l_e)=0}^{l_f} \prod_{j=1}^{l_e} t(e_j | f_{a(j)}) \\ &= \frac{\epsilon}{(l_f + 1)^{l_e}} \prod_{j=1}^{l_e} \sum_{i=0}^{l_f} t(e_j | f_i) \end{aligned}$$

- Note the trick in the last line
 - removes the need for an *exponential* number of products
 - this makes IBM Model 1 estimation **tractable**

The trick

(case $l_e = l_f = 2$)

$$\sum_{a(1)=0}^2 \sum_{a(2)=0}^2 = \frac{\epsilon}{3^2} \prod_{j=1}^2 t(e_j | f_{a(j)}) =$$

$$\begin{aligned} &= t(e_1 | f_0) t(e_2 | f_0) + t(e_1 | f_0) t(e_2 | f_1) + t(e_1 | f_0) t(e_2 | f_2) \\ &\quad + t(e_1 | f_1) t(e_2 | f_0) + t(e_1 | f_1) t(e_2 | f_1) + t(e_1 | f_1) t(e_2 | f_2) \\ &\quad + t(e_1 | f_2) t(e_2 | f_0) + t(e_1 | f_2) t(e_2 | f_1) + t(e_1 | f_2) t(e_2 | f_2) \end{aligned}$$

$$\begin{aligned} &= t(e_1 | f_0) [t(e_2 | f_0) + t(e_2 | f_1) + t(e_2 | f_2)] \\ &\quad + t(e_1 | f_1) [t(e_2 | f_0) + t(e_2 | f_1) + t(e_2 | f_2)] \\ &\quad + t(e_1 | f_2) [t(e_2 | f_0) + t(e_2 | f_1) + t(e_2 | f_2)] \end{aligned}$$

$$= [t(e_1 | f_0) + t(e_1 | f_1) + t(e_1 | f_2)] [t(e_2 | f_0) + t(e_2 | f_1) + t(e_2 | f_2)]$$

IBM Model 1 and EM: Expectation Step

- Combine what we have:

$$\begin{aligned} p(\mathbf{a}|\mathbf{e}, \mathbf{f}) &= p(\mathbf{e}, \mathbf{a}|\mathbf{f})/p(\mathbf{e}|\mathbf{f}) \\ &= \frac{\frac{\epsilon}{(l_f+1)^{l_e}} \prod_{j=1}^{l_e} t(e_j|f_{a(j)})}{\frac{\epsilon}{(l_f+1)^{l_e}} \prod_{j=1}^{l_e} \sum_{i=0}^{l_f} t(e_j|f_i)} \\ &= \prod_{j=1}^{l_e} \frac{t(e_j|f_{a(j)})}{\sum_{i=0}^{l_f} t(e_j|f_i)} \end{aligned}$$

IBM Model 1 and EM: Maximization Step

- Now we have to *collect counts*
- Evidence from a sentence pair \mathbf{e}, \mathbf{f} that word e is a translation of word f :

$$c(e|f; \mathbf{e}, \mathbf{f}) = \sum_a p(a|\mathbf{e}, \mathbf{f}) \sum_{j=1}^{l_e} \delta(e, e_j) \delta(f, f_{a(j)})$$

- With the same simplification as before:

$$c(e|f; \mathbf{e}, \mathbf{f}) = \frac{t(e|f)}{\sum_{i=0}^{l_f} t(e|f_i)} \sum_{j=1}^{l_e} \delta(e, e_j) \sum_{i=0}^{l_f} \delta(f, f_i)$$

IBM Model 1 and EM: Maximization Step

- After collecting these counts over a corpus, we can estimate the model:

$$t(e|f; \mathbf{e}, \mathbf{f}) = \frac{\sum_{(\mathbf{e}, \mathbf{f})} c(e|f; \mathbf{e}, \mathbf{f})}{\sum_f \sum_{(\mathbf{e}, \mathbf{f})} c(e|f; \mathbf{e}, \mathbf{f})}$$

IBM Model 1 and EM: Pseudocode

```
initialize  $t(e|f)$  uniformly
do until convergence
  set  $\text{count}(e|f)$  to 0 for all  $e, f$ 
  set  $\text{total}(f)$  to 0 for all  $f$ 
  for all sentence pairs  $(e_s, f_s)$ 
    for all words  $e$  in  $e_s$ 
       $\text{total}_s(e) = 0$ 
      for all words  $f$  in  $f_s$ 
         $\text{total}_s(e) += t(e|f)$ 
    for all words  $e$  in  $e_s$ 
      for all words  $f$  in  $f_s$ 
         $\text{count}(e|f) += t(e|f) / \text{total}_s(e)$ 
         $\text{total}(f) += t(e|f) / \text{total}_s(e)$ 
  for all  $f$ 
    for all  $e$ 
       $t(e|f) = \text{count}(e|f) / \text{total}(f)$ 
```

Outline

- Measuring alignment quality
- Types of alignments
- IBM Model 1
 - Training IBM Model 1 with Expectation Maximization
- IBM Models 3 and 4
 - Approximate Expectation Maximization
- Heuristics for improving IBM alignments

Higher IBM Models

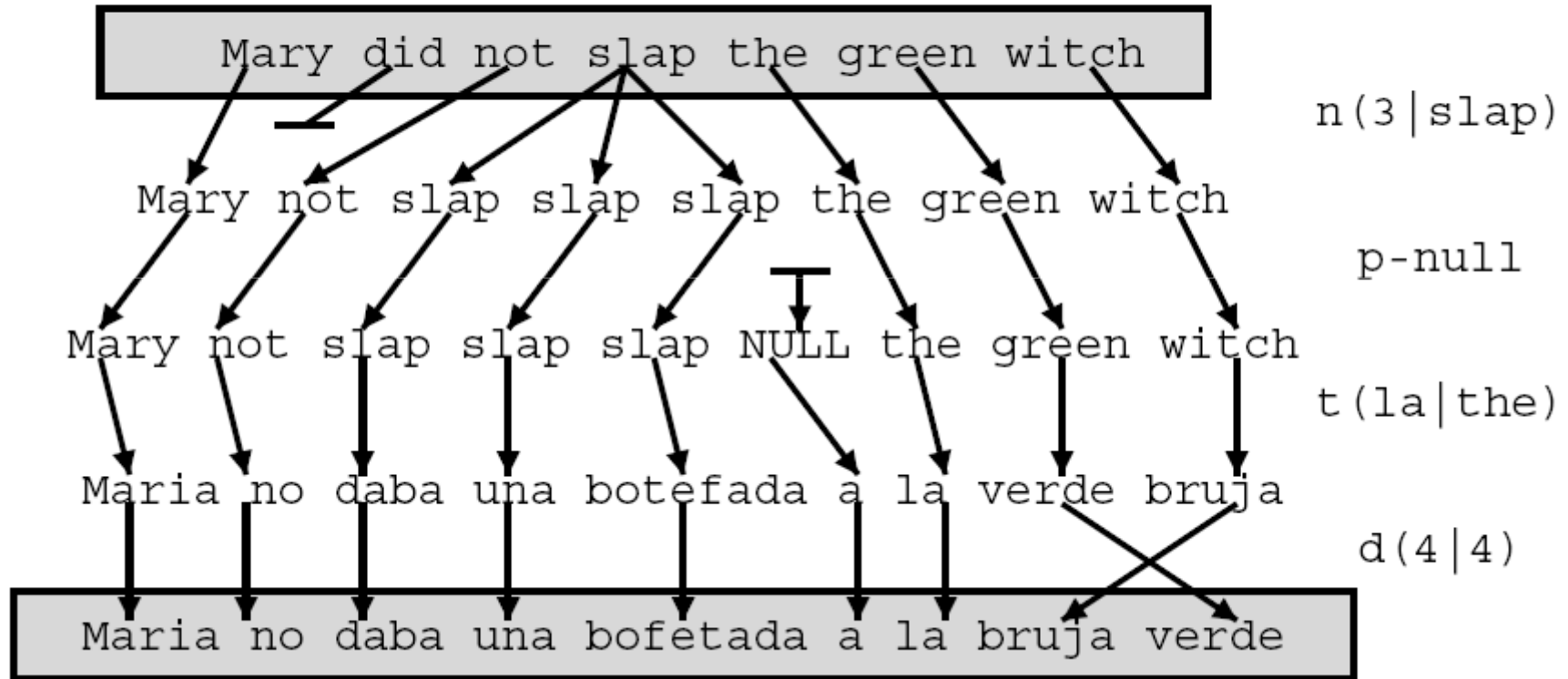
IBM Model 1	lexical translation
IBM Model 2	adds absolute reordering model
IBM Model 3	adds fertility model
IBM Model 4	relative reordering model
IBM Model 5	fixes deficiency

- Only IBM Model 1 has *global maximum*
 - training of a higher IBM model builds on previous model
- Computationally biggest change in Model 3
 - trick to simplify estimation does not work anymore
 - *exhaustive* count collection becomes computationally too expensive
 - **sampling** over high probability alignments is used instead

Training IBM Models 3/4/5

- Approximate Expectation Maximization
 - Focusing probability on small set of most probable alignments

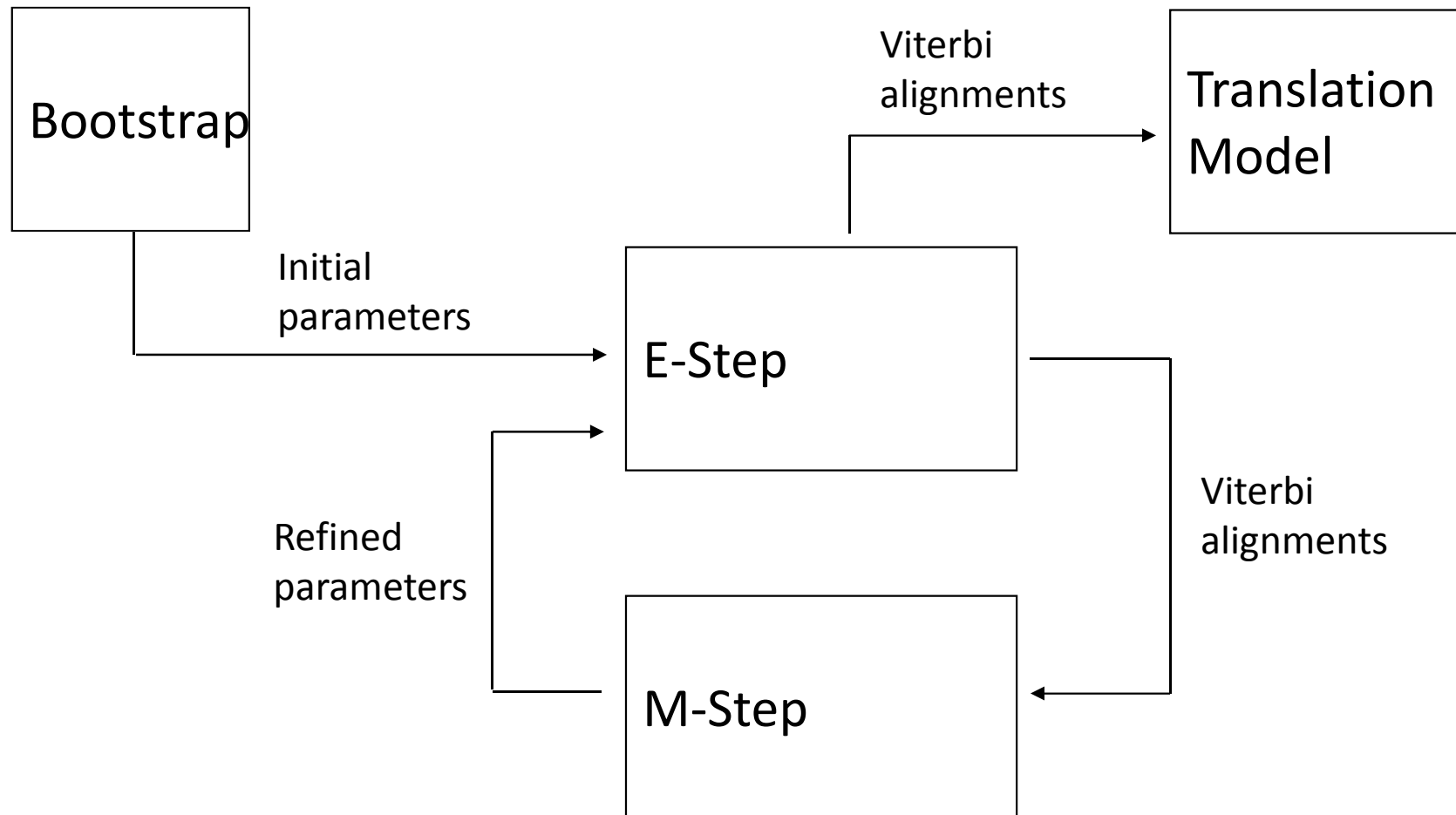
IBM Model 4



Maximum Approximation

- Mathematically, $P(e | f) = \sum_a P(e, a | f)$
- An alignment represents one way e could be generated from f
- But for IBM models 3, 4 and 5 we approximate
- **Maximum approximation:**
$$P(e | f) = \operatorname{argmax}_a P(e, a | f)$$
- Another approximation close to this will be discussed in a few slides

Model 3/4/5 training: Approx. EM



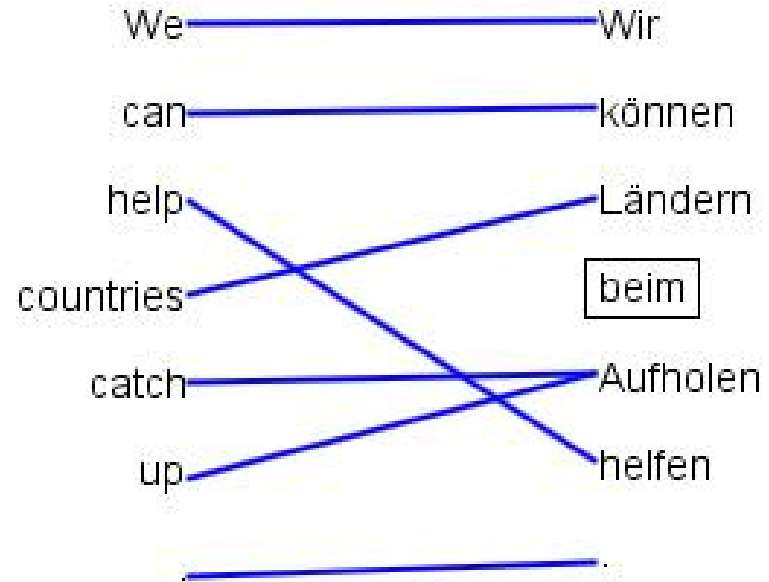
Model 3/4/5 E-Step

- E-Step: search for Viterbi alignments
- Solved using local hillclimbing search
 - Given a starting alignment we can permute the alignment by making small changes such as swapping the incoming links for two words
- Algorithm:
 - Begin: Given a starting alignment, make list of possible small changes (e.g. list every possible swap of the incoming links for two words)
 - for each possible small change
 - Create new alignment A2 by copying A and applying small change
 - If $\text{score}(A2) > \text{score}(\text{best})$ then $\text{best} = A2$
 - end for
 - Choose best alignment as starting point, goto Begin:

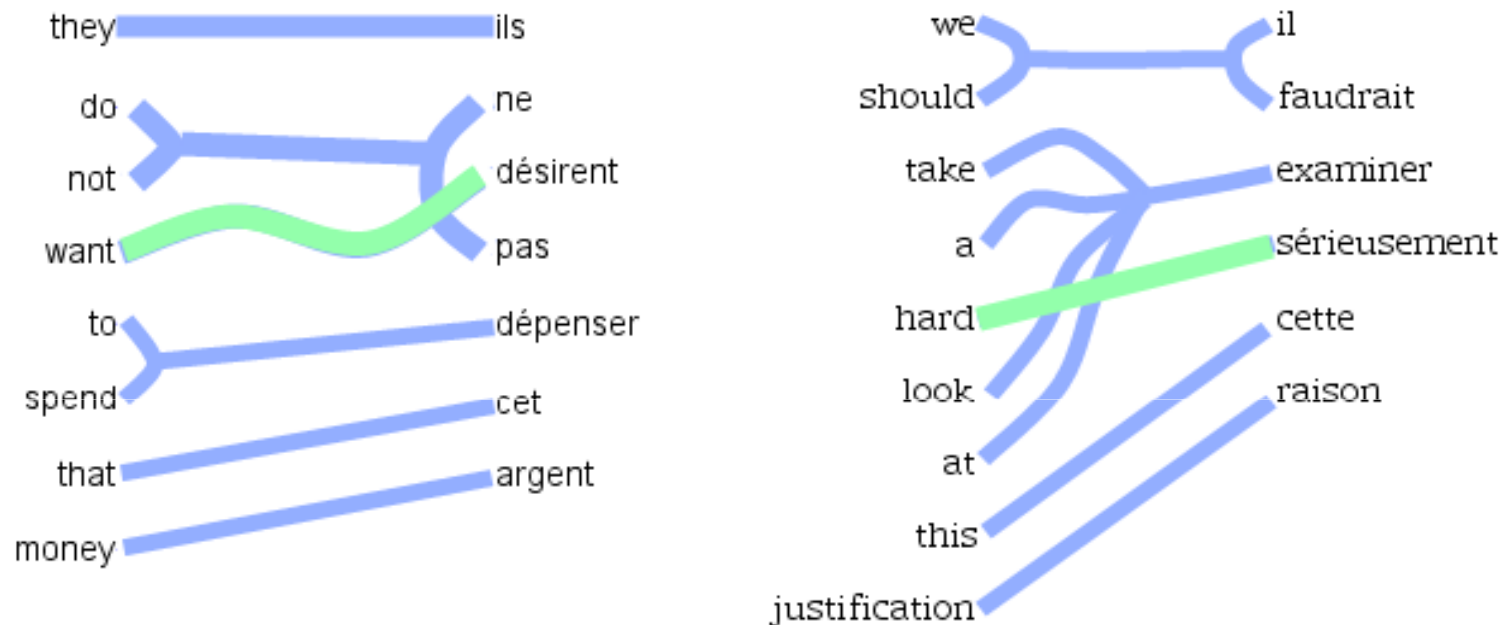
Model 3/4/5 M-Step

- M-Step: reestimate parameters
 - Count events in the **neighborhood of the Viterbi**
 - **Neighborhood approximation**: consider only those alignments reachable by one change to the alignment
 - Calculate $p(e,a | f)$ only over this neighborhood, then divide by the sum over alignments in the neighborhood to get $p(a | e,f)$
 - All alignments outside neighborhood are not considered!
 - Sum counts over sentences, weighted by $p(a | e,f)$
 - Normalize counts to sum to 1

Search Example

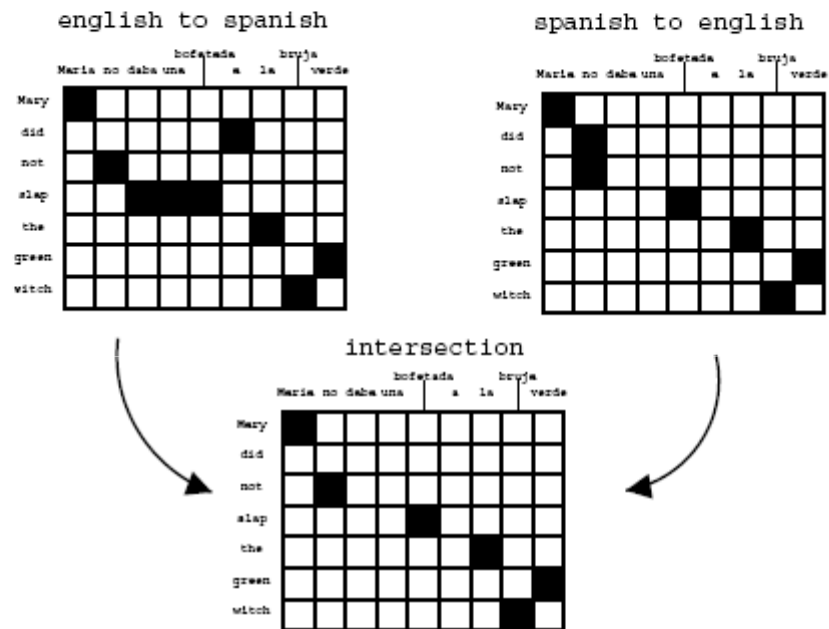


IBM Models: 1-to-N Assumption




- 1-to-N assumption
 - Multi-word “cepts” (words in one language translated as a unit) only allowed on target side. Source side limited to single word “cepts”.
 - Forced to create M-to-N alignments using heuristics

Symmetrizing word alignments



- *Intersection* of GIZA++ bidirectional alignments

Symmetrizing word alignments



- *Grow* additional alignment points [Och and Ney, CompLing2003]

Growing heuristic

```
GROW-DIAG-FINAL(e2f,f2e):
  neighboring = ((-1,0),(0,-1),(1,0),(0,1),(-1,-1),(-1,1),(1,-1),(1,1))
  alignment = intersect(e2f,f2e);
  GROW-DIAG(); FINAL(e2f); FINAL(f2e);

GROW-DIAG():
  iterate until no new points added
  for english word e = 0 ... en
    for foreign word f = 0 ... fn
      if ( e aligned with f )
        for each neighboring point ( e-new, f-new ):
          if ( ( e-new not aligned and f-new not aligned ) and
              ( e-new, f-new ) in union( e2f, f2e ) )
            add alignment point ( e-new, f-new )

FINAL(a):
  for english word e-new = 0 ... en
    for foreign word f-new = 0 ... fn
      if ( ( e-new not aligned or f-new not aligned ) and
          ( e-new, f-new ) in alignment a )
        add alignment point ( e-new, f-new )
```

Discussion

- Most state of the art SMT systems are built as presented here
- Use IBM Models to generate both:
 - one-to-many alignment
 - many-to-one alignment
- Combine these two alignments using symmetrization heuristic
 - output is a many-to-many alignment
 - used for building decoder
- Moses toolkit for implementation: www.statmt.org
 - Uses Och and Ney GIZA++ tool for Model 1, HMM, Model 4
- However, there is newer work on alignment that is interesting!

- Thank you for your attention!